

Tempo Cube Square Idealform LH Shower Bath 170cmx85cm No Handgrips No Tapholes

ILLUSTRATED

- E2595** Tempo Cube 170cm x 85cm Idealform left hand shower bath, no handgrips, no tapholes
- E2596** Tempo Cube shower bath front panel
- E3169** Unilux 70cm end panel
- E1486** Luxury bath pop-up waste and overflow
- E2597** Tempo Cube Square shower bath screen, clear glass and bright silver finish
- A5901** TMV thermostatic mixing valve, 22mm

OPTIONS

- BD264** Ceraplan dual control bath filler

ILLUSTRATED PRODUCT DETAILS







Weights

- E2595** 27.00 KG
- E2596** 4.00 KG
- E3169** 2.58 KG
- E2597** 32.00 KG
- A5901** 0.60 KG

Materials

- E2595** Idealform
- E2596** Acrylic
- E3169** High Impact Polystyrene
- E1486** Mixed Material
- E2597** Toughened Safety Glass
- A5901** Chrome Plated Metal

Finishes

- E2595**  White (01)
- E2596**  White (01)
- E3169**  White (01)
- E1486**  Chrome (AA)
- E2597**  Bright Silver (EO)
- A5901**  Chrome (AA)

Capacity

- E2595** 190.0 litres (to overflow)

Designer


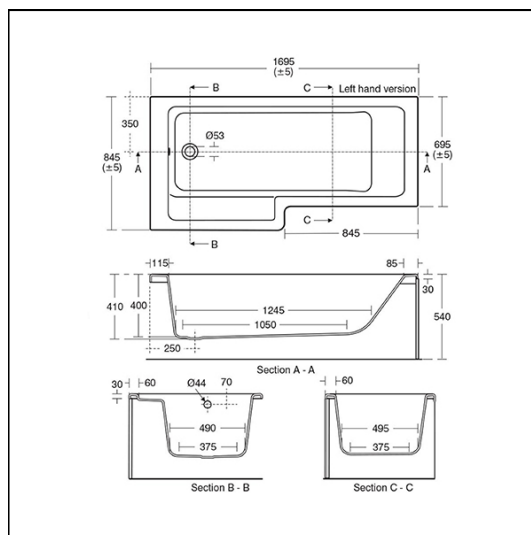
Robin Levien, RDI

Standards

Constructed to EN 198:2008. EN 14516

Special Notes

Consideration should be given to safe hot water delivery and the use of an appropriate temperature reduction device, see A5901AA or Part G for guidance. One taphole fittings require offsetting from the overflow. Check positioning and compatibility before specifying. Dedicated front panel and bath screen are unhandled.



ACCREDITATIONS

E2595(01)

Unified
Water Label



190.0 Litres