

# Connect Air 170cm x 80cm Idealform Shower Bath

## ILLUSTRATED

- E1081** Connect Air 170cm x 80cm Idealform shower bath with no taphole, left hand
- E1082** Connect Air 170 front panel
- E3169** Unilux 70cm end panel
- E1486** Luxury bath pop-up waste and overflow
- E1137** Connect Air Shower Bath Screen with Access Panel
- A5901** TMV thermostatic mixing valve, 22mm

## OPTIONS

- A6590** Tesi 2 hole dual control bath filler

## ILLUSTRATED PRODUCT DETAILS







### Weights

- E3169** 2.58 KG
- E1137** 21.50 KG
- A5901** 0.60 KG

### Materials

- E1081** Idealform
- E1082** High Impact Polystyrene
- E3169** High Impact Polystyrene
- E1486** Mixed Material
- E1137** Toughened Safety Glass
- A5901** Chrome Plated Metal

### Finishes

- E1081**  White (01)
- E1082**  White (01)
- E3169**  White (01)
- E1486**  Chrome (AA)
- E1137**  Bright Silver (EO)
- A5901**  Chrome (AA)

### Capacity

- E1081** 193.0 litres (to overflow)

### Designer

Robin Levien, RDI

### Standards

Constructed to EN 198:2008. EN 14516

### Special Notes

Consideration should be given to safe hot water delivery and the use of an appropriate temperature reduction device, see A5901AA or Part G for guidance. One taphole fittings require offsetting from the overflow. Check positioning and compatibility before specifying. Dedicated front panel and bath screen are unhandled.

