

ALBION 18/10 STAINLESS STEEL INSET SINK

AL500/



Size: 500 x 500 mm

The Albion single bowl inset sink features distinctive straight lines paired with a soft curved bowl.

- Compact size
- Satin finish
- Manufactured from 18/10 stainless steel
- 10 year warranty

Waste kit sold separately, please order WAST09/

Material	18/10 Stainless Steel
Material Gauge	0.6
Material Finish Bowl	Satin
Material Finish Drainer	-
Drainer Position	
Overall Length (mm)	500
Overall Width (mm)	500
Main Bowl Length (mm)	430
Main Bowl Width (mm)	380
Main Bowl Depth (mm)	205
Second Bowl Length (mm)	-
Second Bowl Width (mm)	-
Second Bowl Depth (mm)	-
Tap hole Size (mm)	1 x 35
Waste Size (mm)	1 x 90
Waste Kit	Sold separately, please order WAST09/
Min. Base Unit (mm)	500
Cutout Size Length (mm)	480
Cutout Size Width (mm)	480
Warranty Sinks (years)	10
Product Code	AL500/
Barcode	5015834051840

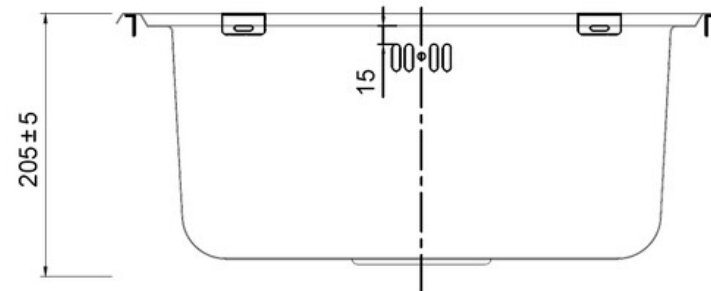
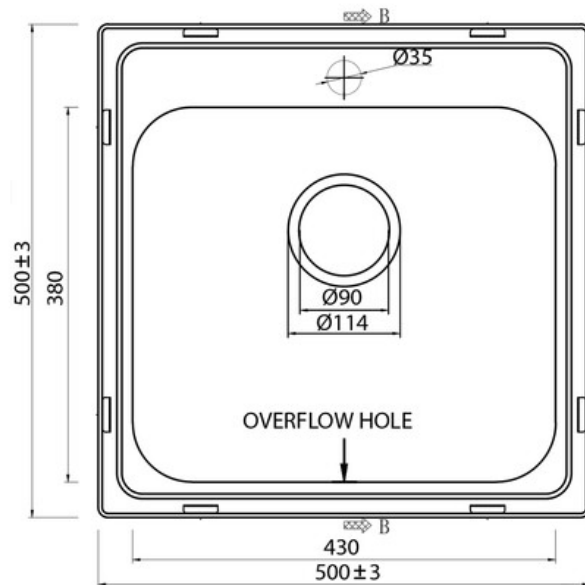
Date of download: May 27, 2022

AGA Rangemaster continuously seeks improvements in specification, design and production of products and thus, alterations take place periodically. Whilst every effort is made to produce up-to date resources, the information included here is intended as a guide. Always refer to the product's installation instructions when fitting, installation work should be completed a professional tradesman.

ALBION 18/10 STAINLESS STEEL INSET SINK

AL500/

Technical Drawing



Date of download: May 27, 2022

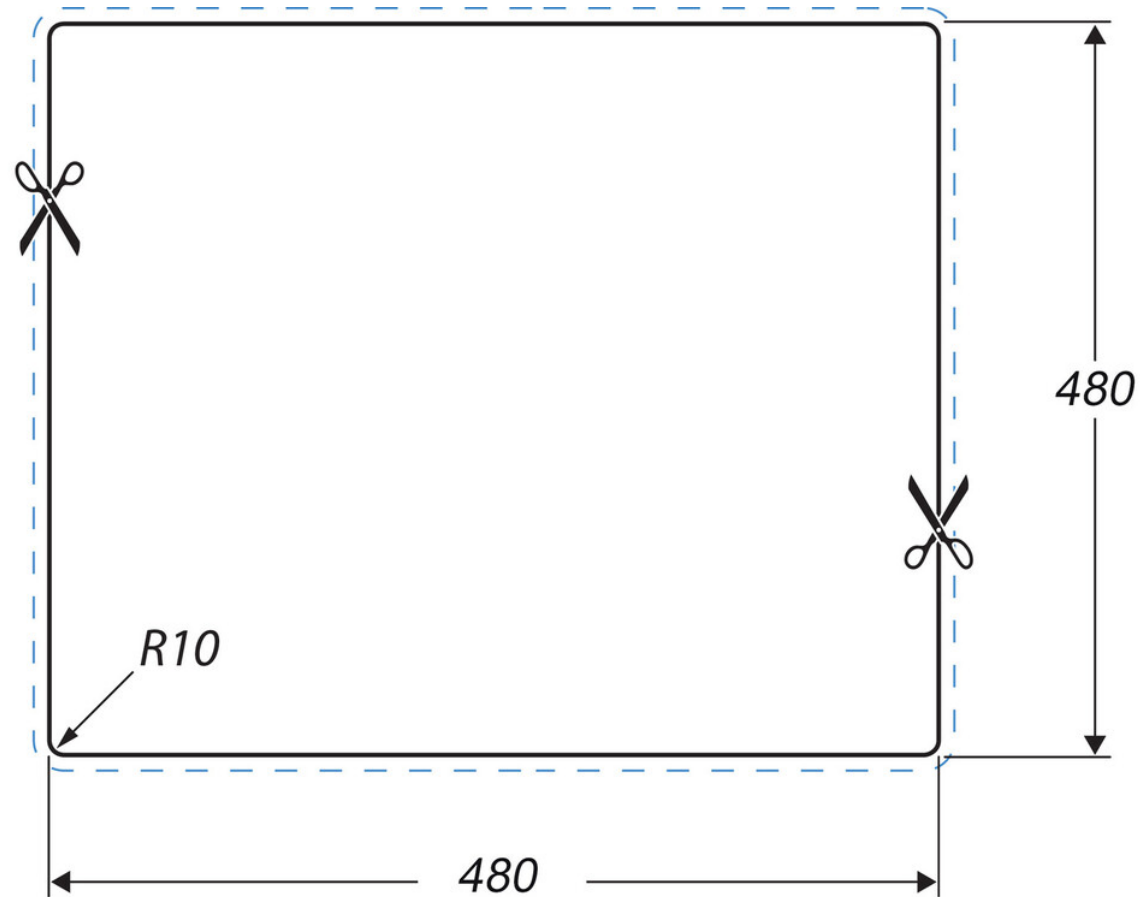
AGA Rangemaster continuously seeks improvements in specification, design and production of products and thus, alterations take place periodically. Whilst every effort is made to produce up-to date resources, the information included here is intended as a guide. Always refer to the product's installation instructions when fitting, installation work should be completed a professional tradesman.

ALBION 18/10 STAINLESS STEEL INSET SINK

AL500/

Cut Out Template

Dimensions in mm. Not to scale.



Date of download: May 27, 2022

AGA Rangemaster continuously seeks improvements in specification, design and production of products and thus, alterations take place periodically. Whilst every effort is made to produce up-to date resources, the information included here is intended as a guide. Always refer to the product's installation instructions when fitting, installation work should be completed a professional tradesman.