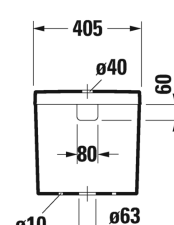
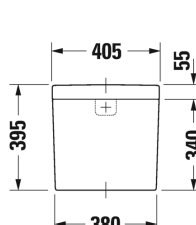
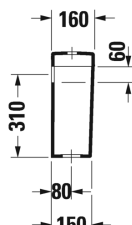
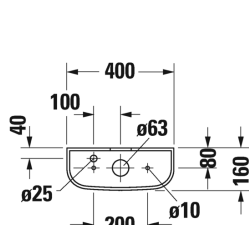


Cistern # 0931150005

| < 405 mm > |



| Cistern | Dimension | Weight | Order number |
|---|--------------|-----------|--------------|
| with Dual Flush mechanism, chrome, for bottom left supply, UK- Version | | | |
| Colors | | | |
| 00 White Alpin | | | |
| Variant | | | |
| n u l l 6/3 l, UWL class 2 | 405 x 160 mm | 13.900 kg | 0931150005 |
| Suitable products | | | |
| Toilet close-coupled (without cistern), washdown model, fixings included, UWL class 1, 370 x 630 mm | 370 x 630 mm | | 213809 |

All drawings contain the necessary measurements which are subject to standard tolerances. Exact measurements, in particular for customised installation scenarios, can only be taken from the finished ceramic piece.