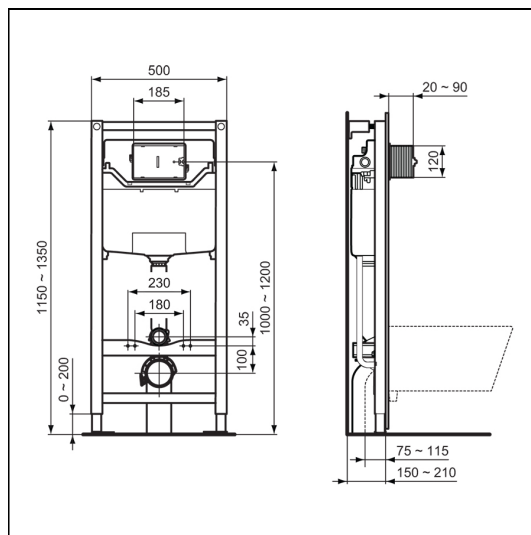


ILLUSTRATED

R0153	ProSys 1150mm height, mechanical wall hung WC frame, 120 depth, front actuation
R0115	Oleas M1 mechanical dual flushplate Ideal Standard - chrome

OPTIONS

R0121	Oleas M2 mechanical dual flushplate Ideal Standard - white
S0767	Oleas M2 mechanical dual flushplate Armitage Shanks - white
R0123	Oleas M3 mechanical dual flushplate Ideal Standard - white
S0858	Septa Pro M1 mechanical metal dual flushplate Armitage Shanks
S0859	Septa Pro M2 mechanical metal single flushplate Armitage Shanks
S0772	Septa Pro E1 electronic (infrared) & manual metal dual flushplate Armitage Shanks
S0773	Septa Pro E2 electronic (infrared) metal dual flushplate Armitage Shanks
R0130	Altes NT1 electronic (proximity) ceramic dual flushplate Ideal Standard - white
R0129	Symfo NT1 electronic (proximity) glass dual flushplate Ideal Standard - white
R0158	ProSys electronic conversion kit for proximity actuated flushplates (Altes & Symfo) (120 depth frames and cisterns only)
R0099	ProSys electronic conversion kit for infra-red actuated flushplates (Septa Pro E1 & E2) (120 depth frames and cisterns only)



ILLUSTRATED PRODUCT DETAILS



Weights

R0153	12.20 KG
R0115	0.34 KG

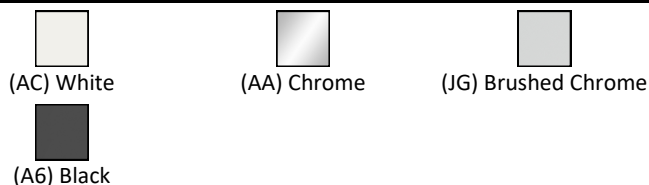
Materials

R0153	Mixed Material
R0115	Mixed Material

Finishes

R0153		Neutral / No Finish (67)
R0115		White (AC)

FINISH OPTIONS



Special Notes

Suitable for use with selected Ideal Standard & Armitage Shanks wall hung WC bowls at 6/4 litre or 4.5/3 litre dual flush. For use with Oleas and Septa Pro mechanical flushplates or Altes/Symfo or Septa Pro

ACCREDITATIONS



FEATURES



ProSys 1150mm height, mechanical wall hung WC frame

electronic plates with the appropriate conversion kit.