

# DESIGNER SERIES COLLECTION

## DESIGNER SERIES 4 WALL HUNG PAN



Shown: Close coupled WC  
DS4WHNGSETSC

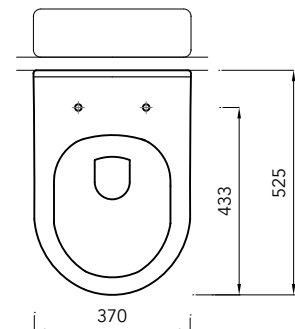
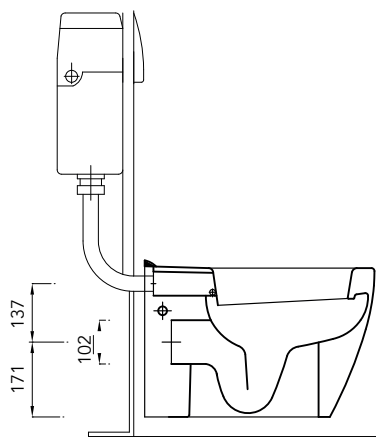
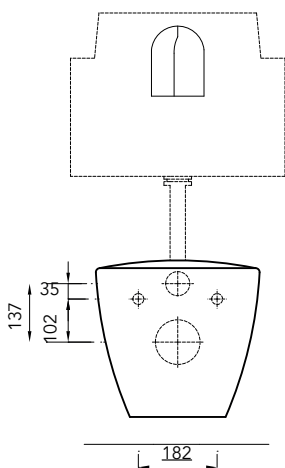
<b>Product Code</b>	<b>DS4WHPAN</b>
<b>Outlet</b>	Horizontal
<b>Weight (Kg)</b>	23.5
<b>Fixing kit included</b>	Yes
<b>Material</b>	Vitreous China
<b>Flushing Volume (Ltr)</b>	6/4
<b>Suitable Skinny Soft close Seat</b>	STWHSCCONT
<b>Tall cistern frame</b>	FRAMELSIAM2PT
<b>Short cistern frame</b>	FRAMATPRO790

### Key features:

- CE Compliant
- Smooth design
- Lifetime ceramic guarantee\*

### Description

Contemporary, stylish and bold structured. The striking appearance of this wall hung WC is designed to complement a wide range of modern bathroom decors. We advise that a fixing frame is the preferred mounting method, however it is possible to use fixing brackets and a concealed cistern such as BTWCOMPACT2 (push button) or BTWLEVCI (lever operated).



All dimensions are approximate and subject to normal ceramic variation. Although every effort is made not to change the above product specification, Lecico reserve the right to do so without prior notification if necessary. \*Against manufacturers defects. Full information on guarantees available upon request.