

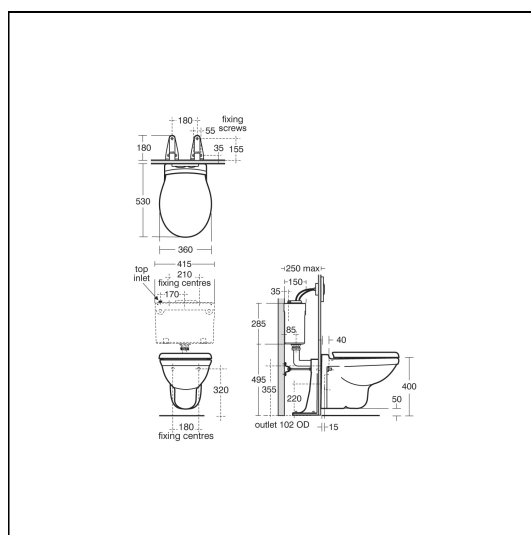
## Melrose Wall Mounted WC Pan, Now With Horizontal Outlet

### ILLUSTRATED

- S3610** Melrose wall mounted WC pan with horizontal outlet
- E2125** Conceala 2 concealed cistern universal height, top inlet cistern - pneumatic dual flush valve - no flushplate - 6/4 litre flush
- E7590** Alto seat and cover with stainless steel hinges
- S4512** Finger push button pneumatic, stainless steel for 31mm maximum thickness partition
- S9139** Support bracket for wall mounted WC raised height with bolts

### OPTIONS

- S4437** Anti vandal blanking plate for single flush cistern
- S3617** Conceala 2 4.5 or 6 litre cistern, single flush syphon, side supply, internal overflow, plastic flushbend and long CP lever
- S3620** Conceala 2 4.5 or 6 litre cistern, single flush syphon, side supply, internal overflow, alternative height plastic flushbends, no lever
- S3622** Conceala 2 6 litre cistern. single flush valve, side supply, internal overflow, alternative height plastic flushbends, no push button
- S3623** Conceala 2 6 litre cistern, single flush valve, bottom supply, internal overflow, alternative height plastic flushbends
- S3626** Conceala 2 high level 6 litre cistern, single flush syphon, side supply, internal overflow, lever with chain
- E2124** Conceala 2 concealed cistern universal height bottom inlet cistern - pneumatic dual flush valve - no flushplate - 6/4 litre flush
- S4270** Conceala 2 delay fill 4.5 litre cistern, single flush valve, bottom supply, internal overflow and alternative height plastic flushbends
- S4452** Palm push button mechanism for low level concealed cistern, for 150mm maximum wall thickness
- S4453** Palm push button mechanism for low level concealed cistern, for 400mm maximum wall thickness
- S4450** Palm push button mechanism for high level concealed cistern for 150mm maximum wall thickness
- S4456** Finger push button mechanism for low level concealed cistern, for 150mm maximum wall thickness
- S4457** Finger push button mechanism for low level concealed cistern, for 400mm maximum wall thickness
- S4454** Finger push button mechanism for high level concealed cistern, for 150mm maximum wall thickness
- S4434** Flush plate dual flush for 820/880mm high in-wall system, Armitage Shanks
- S4433** Flush plate dual flush for 1100mm high in-wall system, Armitage Shanks
- S4435** Flush plate single flush for 1100mm high in-wall system, Armitage Shanks
- S4436** Flush kit pneumatic action for single flush cistern
- S4441** Finger push button single flush for in-wall system



### ACCREDITATIONS

#### S3617(67)

Unified Water Label	4.5	Average Flushing Volume (Litres)
------------------------	-----	---

#### S3620(67)

Unified Water Label	6.0	Average Flushing Volume (Litres)
------------------------	-----	---

#### S3622(67)

Unified Water Label	6.0	Average Flushing Volume (Litres)
------------------------	-----	---

## Melrose Wall Mounted WC Pan, Now With Horizontal Outlet

<b>S4489</b>	Finger push button pneumatic, stainless steel body for 400mm maximum wall thickness
<b>S4491</b>	Lever flushing Conceala 2 extended 250mm
<b>S4492</b>	Lever flushing Conceala 2 extended 400mm
<b>S4493</b>	Lever flushing Conceala 2 extended 600mm
<b>S4494</b>	Lever flushing Conceala 2 extended 950mm
<b>S4397</b>	Contemporary flush plate, dual flush, Armitage Shanks logo for Conceala 2 cisterns
<b>S4399</b>	Contemporary flush plate dual flush, unbranded for Conceala 2 cisterns

### ILLUSTRATED PRODUCT DETAILS






#### Weights

<b>S3610</b>	12.56 KG
<b>E2125</b>	2.66 KG
<b>E7590</b>	2.50 KG
<b>S4512</b>	0.71 KG
<b>S9139</b>	4.28 KG

#### Materials

<b>S3610</b>	Vitreous China
<b>E2125</b>	Plastic
<b>E7590</b>	Plastic
<b>S4512</b>	Stainless Steel
<b>S9139</b>	Metal

#### Finishes

<b>S3610</b>	 White (01)
<b>E2125</b>	 Neutral / No Finish (67)
<b>E7590</b>	 White (01)
<b>S4512</b>	 Stainless Steel finish (MY)
<b>S9139</b>	 Neutral / No Finish (67)

#### Capacity

<b>E2125</b>	6.0 litres
--------------	------------

#### Standards

Vitreous china to BS 3402, BS EN 997 & BS EN 33

#### Special Notes

S9139 support brackets secured to the floor within the duct. WC fixed to support brackets with bolts. Joint to wall sealed with waterproof sealant (not supplied).

#### S3623(67)

Unified Water Label		6.0	Average Flushing Volume (Litres)
---------------------	---	-----	----------------------------------

#### S3626(67)

Unified Water Label		6.0	Average Flushing Volume (Litres)
---------------------	---	-----	----------------------------------

#### E2125(67)

Unified Water Label		6.0	Litres
---------------------	---	-----	--------

#### E2124(67)

Unified Water Label		6.0	Litres
---------------------	---	-----	--------

#### S4270(67)

Unified Water Label		4.5	Average Flushing Volume (Litres)
---------------------	---	-----	----------------------------------



### FEATURES

