

# Sandringham Back To Wall WC Pan

## ILLUSTRATED

- S3043** Sandringham back to wall WC pan with horizontal outlet
- S4270** Conceala 2 delay fill 4.5 litre cistern, single flush valve, bottom supply, internal overflow and alternative height plastic flushbends
- S4032** Orion plus toilet seat and cover with metal pillars
- S4463** Palm push button, pneumatic, plastic for 31mm maximum thickness partition
- S9101** Domex screws (pair)

## OPTIONS

- S3617** Conceala 2 4.5 or 6 litre cistern, single flush syphon, side supply, internal overflow, plastic flushbend and long CP lever
- S3620** Conceala 2 4.5 or 6 litre cistern, single flush syphon, side supply, internal overflow, alternative height plastic flushbends, no lever
- S3622** Conceala 2 6 litre cistern. single flush valve, side supply, internal overflow, alternative height plastic flushbends, no push button
- S3623** Conceala 2 6 litre cistern, single flush valve, bottom supply, internal overflow, alternative height plastic flushbends
- E2125** Conceala 2 concealed cistern universal height, top inlet cistern - pneumatic dual flush valve - no flushplate - 6/4 litre flush
- E2124** Conceala 2 concealed cistern universal height bottom inlet cistern - pneumatic dual flush valve - no flushplate - 6/4 litre flush
- S4033** Orion plus seat only with metal pillars
- S4045** Orion 3 seat & cover
- S4399** Contemporary flush plate dual flush, unbranded for Conceala 2 cisterns
- S4489** Finger push button pneumatic, stainless steel body for 400mm maximum wall thickness
- S4491** Lever flushing Conceala 2 extended 250mm
- S4492** Lever flushing Conceala 2 extended 400mm
- S4494** Lever flushing Conceala 2 extended 950mm
- S4397** Contemporary flush plate, dual flush, Armitage Shanks logo for Conceala 2 cisterns
- S4300** Panekta outlet connector to convert horizontal outlet wcs to S or turned P trap
- E3222** Panekta outlet connector, finned pattern to convert horizontal outlet wcs to P trap

## ILLUSTRATED PRODUCT DETAILS

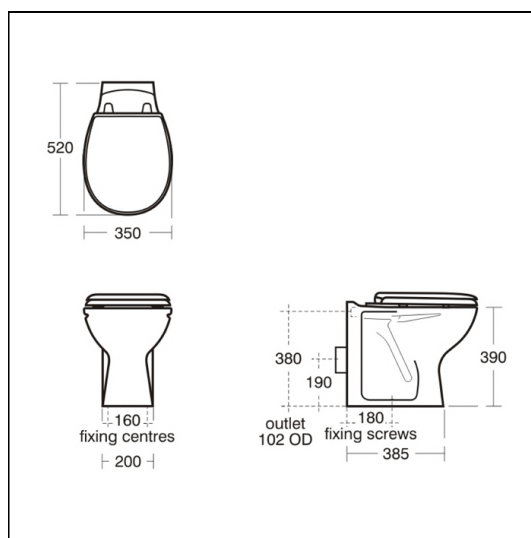
### Weights

- S3043** 16.71 KG
- S4270** 3.00 KG
- S4032** 1.82 KG
- S4463** 0.17 KG
- S9101** 0.22 KG

### Finishes

- S3043**  White (01)
- S4270**  Neutral / No Finish (67)
- S4032**  White (01)

### Materials



## ACCREDITATIONS

### S3617(67)

Unified Water Label		4.5	Average Flushing Volume (Litres)



### S3620(67)

Unified Water Label		6.0	Average Flushing Volume (Litres)

### S3622(67)

Unified Water Label		6.0	Average Flushing Volume (Litres)

# Sandringham Back To Wall WC Pan

<b>S3043</b>	Vitreous China	<b>S4463</b>	 Chrome (AA)
<b>S4270</b>	Plastic	<b>S9101</b>	 White (01)
<b>S4032</b>	High Impact Plastic		
<b>S4463</b>	Chrome Plated Plastic		
<b>S9101</b>	Metal		

**Capacity**

**S4270** 4.5 litres

## FINISH OPTIONS

	(20) Chablis
(01) White	

### Standards

Vitreous china to BS 3402. WC pan to BS EN 997 & BS EN 33

### Special Notes

WC pan screwed to floor. Joint to wall sealed with waterproof sealant (not supplied)

### S3623(67)



### E2125(67)



### E2124(67)



### S4270(67)

