

# Sandringham Dorex Washbasin, 45cm 2 Taphole

## ILLUSTRATED

- S2707** Sandringham/Dorex 45cm handrinse washbasin, 2 tapholes, chainstay hole and overflow
- S9110** Hangers concealed, Steel
- B9865** Sandringham 21 washbasin pillar taps
- S8800** Waste 1¼" plastic waste with bead chain and plug, 80mm slotted tail, bolt stay
- S8900** Trap 1¼" metal bottle, 75mm seal, outlet screwed 1¼" BSP male with compression nut and ring

## OPTIONS

- B9881** Sandringham 21 washbasin pillar taps, lever handles
- A5900** TMV thermostatic mixing valve, 15mm
- S8920** Trap 1¼" plastic resealing bottle, 75mm seal, multi-purpose outlet
- S8910** Trap 1¼" plastic bottle, 75mm seal, multi-purpose outlet

## ILLUSTRATED PRODUCT DETAILS

### Sizes

**S2707** w:45 x d:29






### Weights

- S2707** 10.88 KG
- S9110** 0.24 KG
- B9865** 1.05 KG
- S8800** 0.08 KG
- S8900** 0.54 KG

### Materials

- S2707** Vitreous China
- S9110** Metal
- B9865** Chrome Plated Brass
- S8800** Chrome Plated Plastic
- S8900** Chrome Plated Metal


### Finishes

- S2707**  White (01)
- S9110**  Neutral / No Finish (67)
- B9865**  Chrome (AA)
- S8800**  Chrome (AA)
- S8900**  Chrome (AA)

### Flow rates

**B9865** 13 Litres per minute @ 3 bar pressure

## FINISH OPTIONS

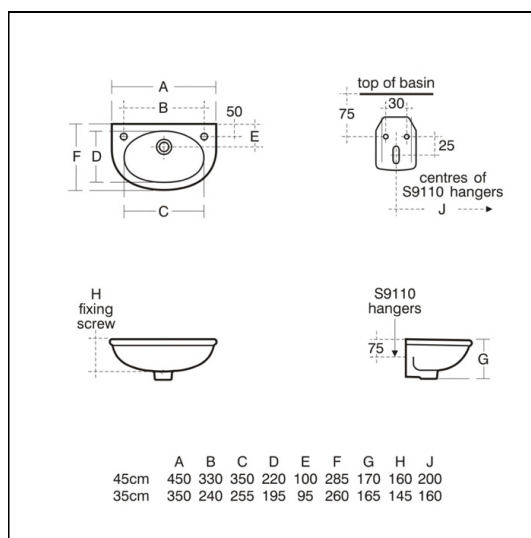
-  (01) White
- (20) Chablis
- (SW) Honeymoon

### Standards

Vitreous china to BS 3402. Washbasin to BS EN 14688

### Special Notes

Washbasin wall mounted using S9110 wall hangers and screwed to wall using 2 screws (not supplied).



## FEATURES

