

White Wall Mounted WC Pan With Horizontal Outlet

ILLUSTRATED

E0005	White wall mounted WC pan with horizontal outlet
S3624	Conceala 2 cistern 6/4 litre dual flush valve top inlet and internal overflow, alternative height plastic flushbends
E0021	White, plastic seat and cover
E4437	Contemporary flush plate dual flush, Ideal Standard logo for Conceala 2 cisterns
E0060	Support frame with bolts for wall hung WC pans

OPTIONS

S3625	Conceala 2 cistern 4/6 litre dual flush valve bottom supply and internal overflow, alternative height plastic flushbends, no flushplate
S4270	Conceala 2 cistern 4.5 litre single flush valve delay fill bottom supply and internal overflow, alternative height plastic flushbends
E0022	White, plastic seat only
S4399	Contemporary flush plate dual flush, unbranded for Conceala 2 cisterns
E4434	Flush plate dual flush for 820/880mm high in-wall system, Ideal Standard
E9325	In-wall system 6/3 or 4.5/3 litre flush for WC, 880mm high, mechanical top or front operation flushplate
E9326	In-wall system 6/3 or 4.5/3 litre flush for WC, 820mm high, mechanical top or front operation flushplate
E9324	In-wall system 6/3 or 4.5/3 litre flush for WC, 1100mm high, mechanical front operation flushplate
E3222	Panekta outlet Connector, finned pattern to convert horizontal outlet WCs to P trap
S4300	Panekta outlet Connector, finned pattern to convert horizontal outlet WCs to S or turned P trap

ILLUSTRATED PRODUCT DETAILS

Weights

E0005	26.24 KG
S3624	3.00 KG
E0021	3.22 KG
E4437	0.46 KG
E0060	4.28 KG

Materials

E0005	Vitreous China
S3624	Plastic
E0021	Plastic
E4437	Chrome Plated Plastic
E0060	Metal

Finishes


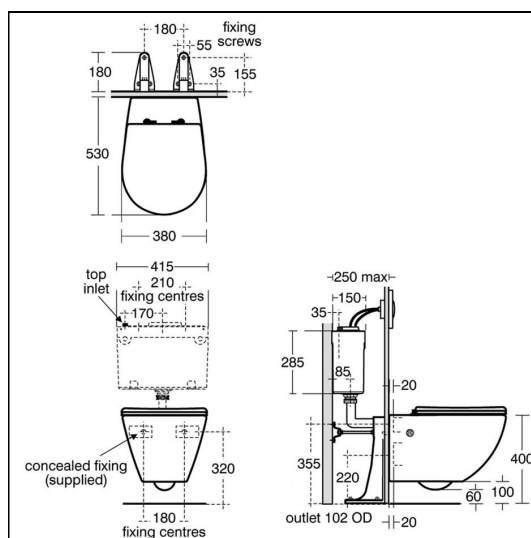
E0005	<input type="checkbox"/>	White (01)
S3624	<input type="checkbox"/>	Neutral / No Finish (67)
E0021	<input type="checkbox"/>	White (01)
E4437	<input type="checkbox"/>	Chrome (AA)
E0060	<input type="checkbox"/>	Neutral / No Finish (67)

Capacity

S3624	6.0 litres
--------------	------------

Designer

David Chipperfield



ACCREDITATIONS

S3624(67)

Unified Water Label	4.5	Average Flushing Volume (Litres)
---------------------	-----	----------------------------------

S3625(67)

Unified Water Label	4.5	Average Flushing Volume (Litres)
---------------------	-----	----------------------------------

E9325(67)

Unified Water Label	3.8	Average Flushing Volume (Litres)
---------------------	-----	----------------------------------

FINISH OPTIONS

White Wall Mounted WC Pan With Horizontal Outlet



(BX) Brushed Nickel

Standards


WC pan to BS EN 997 & BS EN 33

Special Notes


Only suitable for using with 6/4 litre, 6/3 litre dual flush Conceala cisterns or in-wall frames and 6 litre or 4.5 litre single flush Conceala cisterns.

E0060 support brackets screwed to floor within the duct, WC pan fixed to support brackets with bolts supplied and bolts screwed to back wall with brackets. Joint sealed with waterproof sealant (not supplied).


E9326(67)

Unified Water Label		3.8	Average Flushing Volume (Litres)
---------------------	---	-----	----------------------------------

E9324(67)

Unified Water Label		3.8	Average Flushing Volume (Litres)
---------------------	---	-----	----------------------------------

S4270(67)

Unified Water Label		4.5	Average Flushing Volume (Litres)
---------------------	---	-----	----------------------------------

