

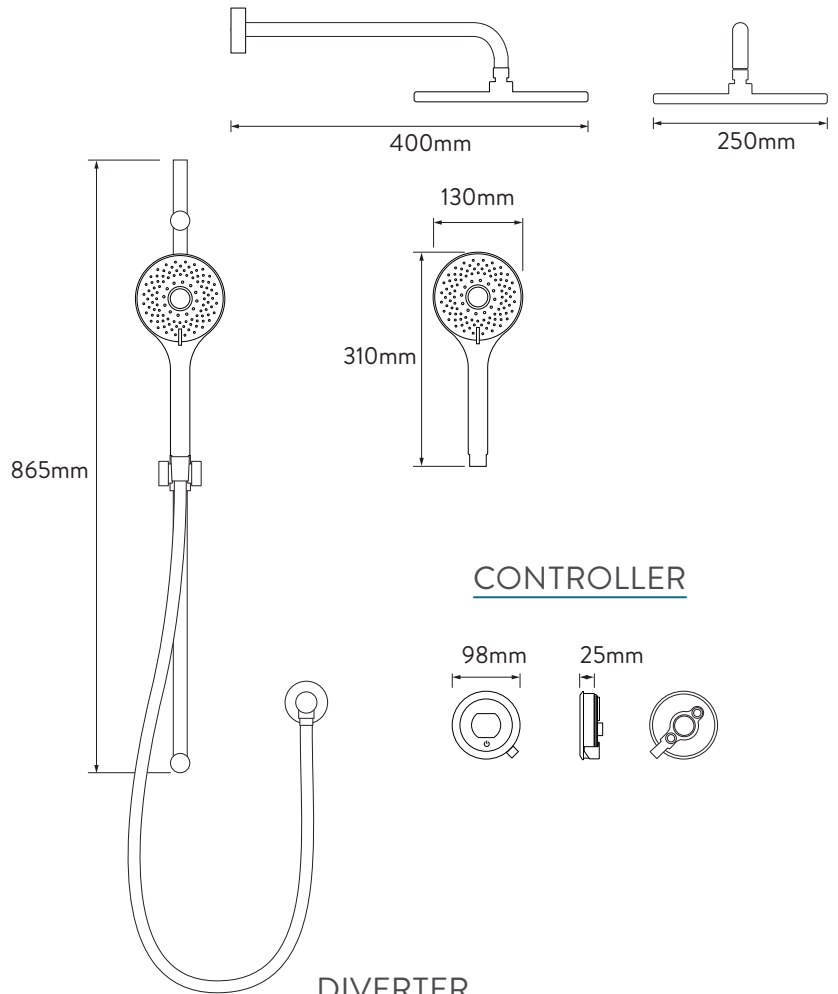
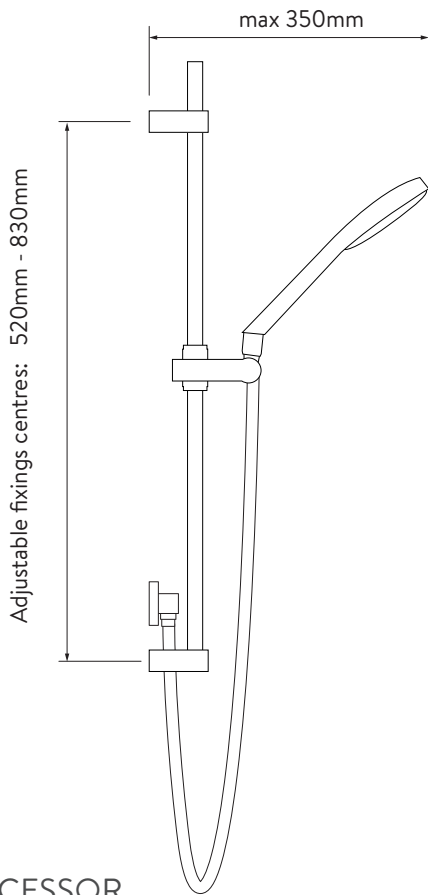
AQUALISA



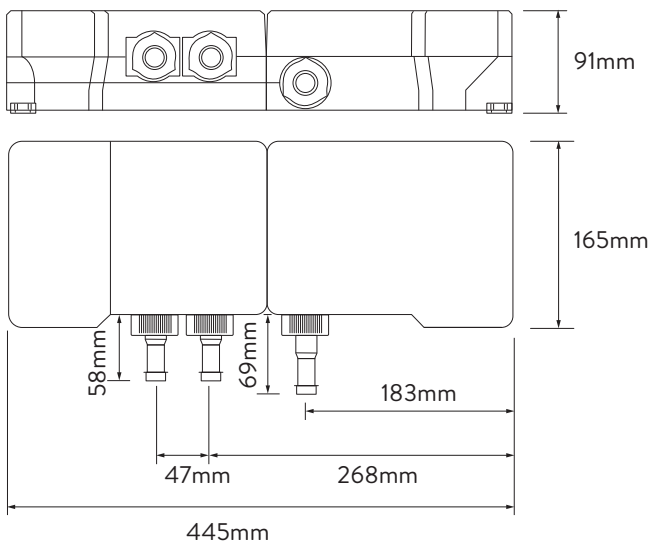
Q™ SMART MIXER SHOWER

WITH ADJUSTABLE AND FIXED WALL HEADS
- GRAVITY PUMPED

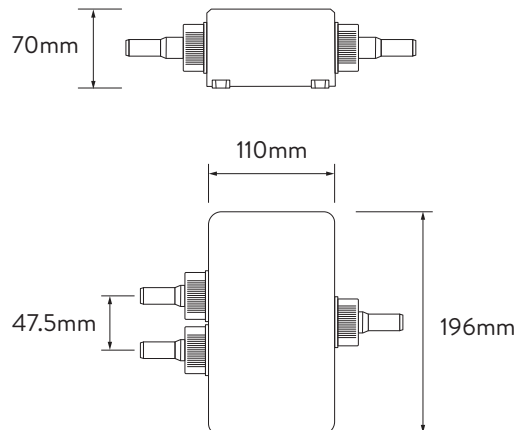
DIMENSIONAL DRAWINGS



PROCESSOR



DIVERTER



AQUALISA

QTC.02.FW.GP

Q™ SMART MIXER SHOWER

WITH ADJUSTABLE AND FIXED WALL HEADS - GRAVITY PUMPED

TECHNICAL SPECIFICATIONS

MINIMUM PRESSURE REQUIREMENTS	Processor must be sited no higher than the base level of the cistern
MAXIMUM PRESSURE REQUIREMENTS	1 bar
QUARTZ SMART VALVE INLET FITTING CONNECTIONS	15mm push fit fittings, valve inlet centres 48mm, inlet supply positions – hot right, cold left
QUARTZ SMART VALVE OUTLET FITTING CONNECTION	15mm push fit
PERMISSIBLE QUARTZ SMART VALVE SITTING LOCATION	Loft, airing cupboard, under bath (ambient temp. 5 - 40°C)
INLET SUPPLY TEMPERATURE SETTINGS	Minimum cold inlet temperature 1°C, maximum cold inlet temperature 15°C, maximum hot inlet temperature 65°C
BLENDED OUTLET TEMPERATURE SETTINGS	Factory set max blended temperature 45°C, minimum 35°C, maximum 55°C
ELECTRICAL REQUIREMENTS - QUARTZ SMART VALVE TO MAINS	Switched fused spur 3amp, processor main cable length 2m, required voltage 230 – 240V
ELECTRICAL REQUIREMENTS - CONTROLLER TO QUARTZ SMART VALVE	Low voltage data cable length 10m
ELECTRICAL REQUIREMENTS - DIVERTER TO QUARTZ SMART VALVE	Low voltage data cable length 2m
DATA CABLE REQUIREMENTS	Data cable voltage 5V
WATER SYSTEM	Gravity Pumped
FEATURES	Proximity sensor
	Large rotary temperature ring
	Customisable outer bezel
	Glass display screen
	Full colour display and menu system
	Optical sensing technology
	Unique Q lever control
	User definable shower profiles / experiences
	Warm and ready indicator
	Optical on off switch
	Magnetically damped Q lever
	130mm 3 mode shower head and 250mm fixed head
	Quartz Smart Valve
Optional wireless remote control	
GUARANTEE PERIOD	Shower unit - 5 years
	Shower head and kit - 2 years
APPROVALS	CE Marking (LVD EMC, RED)
	WRAS Approved accessories (handset & hose)