

Reversible column unit



Adjustable shelves

Closing and opening system: Soft close doors

Door type: Hinged

Doors and drawers combination: 1 door

Furniture configuration: Doors





Installation type: Wall-hung

Reversible

Colours and finishes

How to obtain the reference number

Replace the “...” with the desired finish code from the list below

	153 Gloss Anthracite Grey
	154 Textured Wenge
	155 Textured Oak
	806 Gloss White

Dimensions

Length: 346 mm.

Width: 250 mm.

Height: 596 mm.

A collection with a wide range of solutions that, combined with its sober yet current design, make it adaptable to every bathroom space.

Technical drawings

