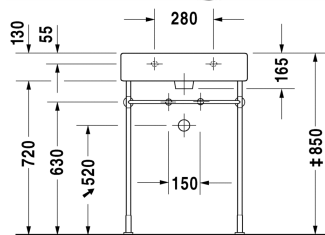
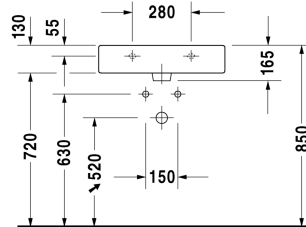
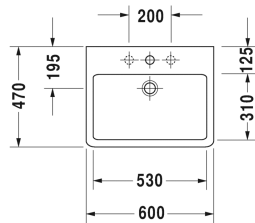


Washbasin, furniture washbasin # 045460..00 / 045460..30 / 045460..60

| < 600 mm > |



Washbasin, furniture washbasin	Dimension	Weight	Order number
with tap platform, underneath glazed, 600 mm			
Colors			
00 White Alpin 08 Black			
Variant			
● with overflow	600 x 470 mm	17.900 kg	045460..00
●●● with overflow	600 x 470 mm	17.900 kg	045460..30
☒ with overflow	600 x 470 mm	17.900 kg	045460..60
Sanitary ceramics with the special WonderGliss surface finish will remain clean and attractive-looking for a long time to come. When ordering WonderGliss please add a "1" as eleventh digit to the model number.			
Accessory for ceramics			
Push-open waste for washbasins with overflow		0.400 kg	005052
Accessory			
Towel rail square tube 14 mm, for washbasin # 045460, 235060, 235360, 235660	550 mm	0.500 kg	003037
Design Siphon		1.500 kg	005036
Suitable products			
Metal console height adjustable +50 mm, for washbasin # 045460, 235060,			003063
Vanity unit wall-mounted 1 pull-out compartment, for Vero # 045460, 550 x 440 mm	550 x 440 mm		KT6686

Washbasin, furniture washbasin # 045460..00 / 045460..30 / 045460..60

|< 600 mm >|

Vanity unit wall-mounted 2 drawers, upper drawer including cut-out for siphon and siphon cover, for Vero # 045460, 550 x 440 mm	550 x 440 mm	KT6636
Vanity unit wall-mounted 1 pull-out compartment, compartment consists of glass dividers and 2 boxes (small/large), for Vero # 045360, # 045460, 550 x 443 mm	550 x 443 mm	XL6044
Vanity unit wall-mounted 2 drawers, upper drawer including cut-out for siphon and siphon cover, for Vero # 045360, # 045460, 550 x 443 mm	550 x 443 mm	XL6344
Vanity unit wall-mounted 1 open compartment including towel rail, for Vero # 045460, 550 x 431 mm	550 x 431 mm	VE6004
Vanity unit wall-mounted 1 pull-out compartment, pull-out compartment including cut-out for siphon and siphon cover, for Vero # 045460, 550 x 431 mm	550 x 431 mm	VE6104
Vanity unit wall-mounted 2 drawers, upper drawer including cut-out for siphon and siphon cover, for Vero # 045460, 550 x 431 mm	550 x 431 mm	VE6204

All drawings contain the necessary measurements which are subject to standard tolerances. Exact measurements, in particular for customised installation scenarios, can only be taken from the finished ceramic piece.