

DSC SHCVO C

DESCENT Shower Range Descent Concealed Dual Control Valve Only




Features:

- This shower valve has been designed to fit in any UK wall cavity and therefore only needs a 35mm deep cavity space
- Fitting depth including plasterboard and tiles is 45mm - 75mm
- Fully serviceable from the front
- Metal back plate and handles for added durability
- Supplied with wall outlet


Product Certifications:



WRAS Certificate No: 1409055
WRAS Expiry Date: 30/09/2019



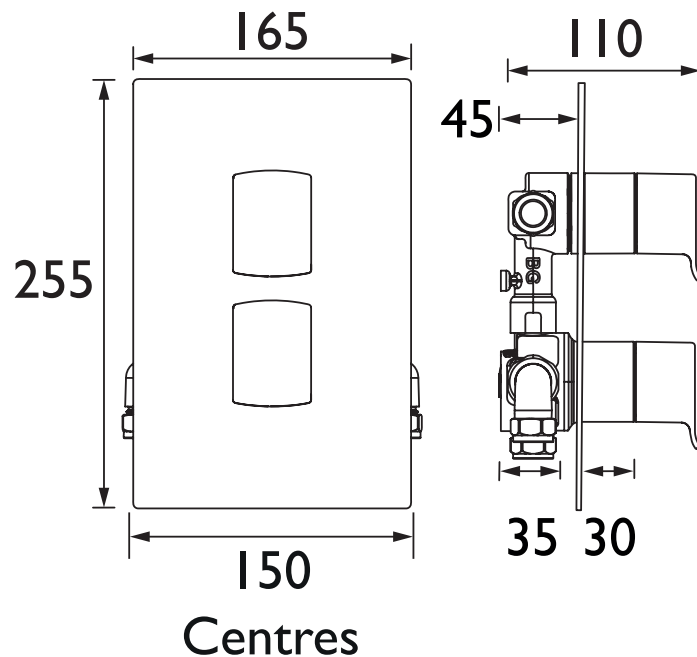
For more products, visit our website:
<http://www.bristan.com>



Specification

Style:	Contemporary
Finish/Colour:	Chrome
Main Construction Material:	Brass
No of Controls:	2
Shower Type:	Dual Control
Shower Head Type:	None
Valve/Cartridge Type:	Thermostatic Cartridge & 3/4" Ceramic Disc Valve
Maximum Hot Water Supply Temperature °C:	65
Maximum Static Pressure: (bar)	10
Plumbing System Suitability:	Suitable for all plumbing systems, ideally balanced
Working Pressure Range:	Min: 0.2 bar, Max: 5 bar
Connection Inlet:	15mm Compression
Connection Outlet:	15mm Compression
Isolation Valve Included:	No
Check Valve Included:	Yes

Dimensions (measurements in mm)



Flow Rates (l/min)

System Pressure (bar)	0.2	0.5	1	2	3	5
Outlet 1	7.5	14.1	21	30.5	37.4	48.2

TECHNICAL DATA SHEET



BRISTAN

TAPS & SHOWERS

D4