

## Concept Air Arc 60cm Washbasin

### ILLUSTRATED

<b>E1385</b>	Concept Air Arc 60cm washbasin, 1 taphole with overflow
<b>E0772</b>	Concept Air semi pedestal
<b>E0157</b>	Wall fixing set
<b>A6592</b>	Tesi single lever basin mixer with pop-up waste and 5lpm eco flow regulator

### OPTIONS

<b>E0781</b>	Concept Air pedestal
<b>B9915</b>	Concept Blue washbasin mixer 1 hole with pop-up waste
<b>S8910</b>	Trap 1½" plastic bottle, 75mm seal, multi-purpose outlet

### ILLUSTRATED PRODUCT DETAILS





#### Weights

<b>E1385</b>	14.10 KG
<b>E0772</b>	6.30 KG
<b>E0157</b>	0.16 KG
<b>A6592</b>	1.71 KG

#### Materials

<b>E1385</b>	Fine Fireclay
<b>E0772</b>	Fine Fireclay
<b>E0157</b>	Metal
<b>A6592</b>	Chrome Plated Metal

#### Finishes

<b>E1385</b>	 White (01)
<b>E0772</b>	 White (01)
<b>E0157</b>	 Neutral / No Finish (67)
<b>A6592</b>	 Chrome (AA)

#### Flow rates

<b>A6592</b>	5 Litres per minute @ 3 bar pressure
--------------	--------------------------------------

#### Designer

Robin Levien, RDI

#### Standards

Washbasin to BS EN 14688 and BS EN 31

#### Special Notes

Washbasin mounted using E0157 wall fixing set, with semi pedestal with fixings provided or full pedestal mounted using 2 screws through the back of the basin (not supplied).

